

LOCAL PLAN
Attachments
SPECIAL EDUCATION LOCAL PLAN AREA



California Department of Education

Special Education Division





















January 2020

Attachment I

SELPA: Fiscal Year: **Attachment I—Local Educational Agency Listing****Participating Local Educational Agency Identification**

Enter the California Department of Education (CDE) issued county/district/school code (CDS) and the full name for each local educational agency (LEA) participating in the local plan. The LEA names will automatically populate the remaining attachments. Pursuant to California *Education Code (EC)* sections 56205(a)(12)(D)(iii) and 56195.1(b) and (c). Special Education Local Plan Areas (SELPA) with one or more LEAs, or those who join with the county office of education (COE) to submit a local plan to the CDE for consideration of approval must include copies of joint powers agreements or contractual agreements, as appropriate.







Users may remove all entries in each Attachment template (I through VI) by selecting the "Reset" button below. Similarly, users may add, or remove table rows by selecting the "plus" or "minus" buttons bellow. Actions taken here will be automatically repeated for each table included herein.

Add or Delete Row	List Number	CDS CODE	LEA
 	1	40 68825 0125807	ALMOND ACRES CHARTER
 	2	40 68700 0000000	ATASCADERO UNIFIED
 	3	40 68809 6043194	BELLEVUE-SANTA FE CHARTER
 	4	40 68726 0000000	CAYUCOS ELEMENTARY
 	5	40 75465 0000000	COAST UNIFIED
 	6	40 68759 0000000	LUCIA MAR UNIFIED
 	7	40 75457 0000000	PASO ROBLES JOINT UNIFIED
 	8	40 68791 0000000	PLEASANT VALLEY JOINT UNION
 	9	40 68809 0000000	SAN LUIS COASTAL UNIFIED
 	10	40 10405 0000000	SAN LUIS OBISPO CO OFFICE OF EDUCATION

Attachment I

SELPA: San Luis Obispo County

Fiscal Year: 2020-21

Add or Delete Row	List Number	CDS CODE	LEA
 	11	40 68825 0000000	SAN MIGUEL JOINT UNION
 	12	40 68833 0000000	SHANDON JOINT UNION
 	13	40 68841 0000000	TEMPLETON UNIFIED

SELPA:

San Luis Obispo County

Fiscal Year:

2020-21

Attachment II—Projected Special Education Revenue by Local Educational Agency

For each local educational agency (LEA) participating in the local plan, enter the projected special education revenue funding sources allowed by the Individuals with Disabilities Education Act (IDEA). Information included in this table must be consistent with revenues identified in Section D, Table 1.

LEA	Assembly Bill (AB) 602 State Aid	AB 602 Property Tax	Federal IDEA Part C	Federal IDEA Part B	State Infant/ Toddler	State Preschool	State Mental Health	Federal Mental Health	Subtotal
ALMOND ACRES CHARTER	\$150,922	\$103,901	\$0	\$46,631	\$0	\$0	\$0	\$0	\$301,454
ATASCADERO UNIFIED	\$629,317	\$1,734,853	\$0	\$973,131	\$0	\$0	\$199,153	\$35,621	\$3,572,075
BELLEVUE-SANTA FE CHARTER	\$75,562	\$58,536	\$0	\$26,271	\$0	\$0	\$0	\$0	\$160,369
CAYUCOS ELEMENTARY	\$76,787	\$65,853	\$0	\$29,555	\$0	\$0	\$0	\$0	\$172,195
COAST UNIFIED	\$213,242	\$205,241	\$0	\$106,522	\$0	\$0	\$0	\$0	\$525,005
LUCIA MAR UNIFIED	\$1,190,699	\$3,797,141	\$0	\$1,920,297	\$0	\$0	\$436,324	\$78,043	\$7,422,504
PASO ROBLES JOINT UNIFIED	\$776,711	\$2,506,794	\$0	\$1,386,819	\$0	\$0	\$285,417	\$51,051	\$5,006,792
PLEASANT VALLEY JOINT UNION	\$64,288	\$19,756	\$0	\$20,874	\$0	\$0	\$0	\$0	\$104,918
SAN LUIS COASTAL UNIFIED	\$871,897	\$2,802,765	\$0	\$1,486,032	\$0	\$0	\$318,924	\$57,044	\$5,536,662
SAN LUIS OBISPO CO OFFICE OF EDUCATION	\$158,552	\$122,560	\$62,152	\$55,003	\$574,427	\$0	\$144,207	\$25,793	\$1,142,694
SAN MIGUEL JOINT UNION	\$215,316	\$225,729	\$0	\$134,930	\$0	\$0	\$0	\$0	\$575,975
Totals:	\$4,877,522	12,627,993	\$62,152	\$6,666,496	\$574,427	\$0	\$1,486,011	\$265,794	26,560,395

SELPA:

San Luis Obispo County

Fiscal Year:

2020-21

LEA	Assembly Bill (AB) 602 State Aid	AB 602 Property Tax	Federal IDEA Part C	Federal IDEA Part B	State Infant/ Toddler	State Preschool	State Mental Health	Federal Mental Health	Subtotal
SHANDON JOINT UNION	\$165,842	\$108,657	\$0	\$51,167	\$0	\$0	\$0	\$0	\$325,666
TEMPLETON UNIFIED	\$288,387	\$876,207	\$0	\$429,264	\$0	\$0	\$101,986	\$18,242	\$1,714,086
Totals:	\$4,877,522	12,627,993	\$62,152	\$6,666,496	\$574,427	\$0	\$1,486,011	\$265,794	26,560,395
Totals:	\$4,877,522	12,627,993	\$62,152	\$6,666,496	\$574,427	\$0	\$1,486,011	\$265,794	26,560,395
Totals:	\$4,877,522	12,627,993	\$62,152	\$6,666,496	\$574,427	\$0	\$1,486,011	\$265,794	26,560,395

SELPA:

San Luis Obispo County

Fiscal Year:

2020-21

Attachment III—Projected Expenditures by Object Code by Local Educational Agency

For each local educational agency (LEA) participating in the local plan, enter the projected special education expenditures by LEA and object code as allowed by the IDEA. Information included in this table must be consistent with expenditures identified in Section D, Tables 2 .

LEA	1000 Certificated Salaries	2000 Classified Salaries	3000 Employee Benefits	4000 Supplies	5000 Services and Operations	6000 Capital Outlay	7000 Other Outgo and Financing	Subtotal
ALMOND ACRES CHARTER	\$161,127	\$40410	\$62163	\$1575	\$198,809	\$0	\$0	\$464,084
ATASCADERO UNIFIED	\$4,253,945	\$3,732,516	\$2,671,857	\$123,877	\$1,157,696	\$0	\$538,766	12,478,657
BELLEVUE-SANTA FE CHARTER	\$96519	\$72611	\$39577	\$11128	\$72512	\$0	\$0	\$292,347
CAYUCOS ELEMENTARY	\$36195	\$13762	\$42399	\$525	\$157,085	\$0	\$0	\$249,966
COAST UNIFIED	\$502,756	\$330,306	\$358,560	\$54007	\$124,656	\$0	\$40830	\$1,411,115
LUCIA MAR UNIFIED	\$7,983,587	\$4,696,456	\$5,533,112	\$307,472	\$2,772,174	\$2100	\$26250	21,321,151
PASO ROBLES JOINT UNIFIED	\$5,363,805	\$3,335,437	\$4,138,115	\$56700	\$1,644,421	\$0	\$0	14,538,478
PLEASANT VALLEY JOINT UNION	\$49133	\$11858	\$15421	\$420	\$112,955	\$0	\$0	\$189,787
SAN LUIS COASTAL UNIFIED	\$6,377,138	\$4,408,996	\$4,831,999	\$107,140	\$2,522,451	\$0	\$6448	18,254,172
SAN LUIS OBISPO CO OFFICE OF EDUCATION	\$2,727,439	\$1,739,105	\$2,205,172	\$82441	\$349,103	\$0	\$802,384	\$7,905,644
SAN MIGUEL JOINT UNION	\$547,489	\$303,646	\$308,300	\$25830	\$100,262	\$0	\$5269	\$1,290,796
SHANDON JOINT UNION	\$298,056	\$103,155	\$143,832	\$3623	\$150,525	\$0	\$25200	\$724,391

Attachment III

SELPA: San Luis Obispo County

Fiscal Year: 2020-21

LEA	1000 Certificated Salaries	2000 Classified Salaries	3000 Employee Benefits	4000 Supplies	5000 Services and Operations	6000 Capital Outlay	7000 Other Outgo and Financing	Subtotal
TEMPLETON UNIFIED	\$1,748,212	\$997,093	\$953,379	\$31543	\$484,599	\$0	\$244,357	\$4,459,183
Totals:	30,145,401	19,785,351	21,303,886	\$806,281	\$9,847,248	\$2,100	\$1,689,504	83,579,771

SELPA:

San Luis Obispo County

Fiscal Year:

2020-21

Attachment IV—Projected Revenue by Federal, State, and Local Funding Source by Local Educational Agency

For each local educational agency (LEA) participating in the local plan, enter the projected special education expenditures allowed by each funding source. Information included in this table must be consistent with revenues identified in Section D, Table 3.

LEA	Federal Revenue	Percent of Total Federal Revenue	State Revenue	Percent of Total State Revenue	Local Revenue	Total Federal and State Fundings
ALMOND ACRES CHARTER	\$46,631	0.67%	\$254,823	1.30%	\$162,630	\$301,454
ATASCADERO UNIFIED	\$1,008,752	14.42%	\$2,563,323	13.10%	\$8,906,582	\$3,572,075
BELLEVUE-SANTA FE CHARTER	\$26,271	0.38%	\$134,098	0.69%	\$131,957	\$160,369
CAYUCOS ELEMENTARY	\$29,555	0.42%	\$142,640	0.73%	\$110,772	\$172,195
COAST UNIFIED	\$106,522	1.52%	\$418,483	2.14%	\$886,110	\$525,005
LUCIA MAR UNIFIED	\$1,998,340	28.57%	\$5,424,164	27.72%	13,898,647	\$7,422,504
PASO ROBLES JOINT UNIFIED	\$1,437,870	20.56%	\$3,568,922	18.24%	\$9,531,686	\$5,006,792
PLEASANT VALLEY JOINT UNION	\$20,874	0.30%	\$84,044	0.43%	\$84,868	\$104,918
SAN LUIS COASTAL UNIFIED	\$1,543,076	22.06%	\$3,993,586	20.41%	12,717,510	\$5,536,662
SAN LUIS OBISPO CO OFFICE OF EDUCATION	\$142,948	2.04%	\$999,746	5.11%	\$6,762,949	\$1,142,694
SAN MIGUEL JOINT UNION	\$134,930	1.93%	\$441,045	2.25%	\$714,822	\$575,975
Totals:	\$6,994,442	100.00%	19,565,953	100.00%	57,032,355	26,560,395

SELPA: San Luis Obispo County

Fiscal Year: 2020-21

LEA	Federal Revenue	Percent of Total Federal Revenue	State Revenue	Percent of Total State Revenue	Local Revenue	Total Federal and State Fundings
SHANDON JOINT UNION	\$51,167	0.73%	\$274,499	1.40%	\$398,725	\$325,666
TEMPLETON UNIFIED	\$447,506	6.40%	\$1,266,580	6.47%	\$2,725,097	\$1,714,086
Totals:	\$6,994,442	100.00%	19,565,953	100.00%	57,032,355	26,560,395
Totals:	\$6,994,442	100.00%	19,565,953	100.00%	57,032,355	26,560,395
Totals:	\$6,994,442	100.00%	19,565,953	100.00%	57,032,355	26,560,395

SELPA: San Luis Obispo County

Fiscal Year: 2020-21

Attachment V—Projected Expenditures by Local Educational Agency for Supplemental Aids and Services in the Regular Classroom for Students with Disabilities and Those Identified with Low Incidence Disabilities

Enter the revenue allocated to each LEA for supplemental aids and services (SAS) for those students with disabilities placed in the regular classroom setting and those who are identified with low incidence (LI) disabilities. Information included in this table must be consistent with revenues identified in Section D, Table 5.

LEA	Total Federal and State Revenue	Total Revenue Allocated to SAS in Regular Classroom	Percent of Total LEA Federal and State Revenue SAS	Total Revenue Allocated to Students with LI Disabilities	Percent of Total LEA Federal and State Revenue Low Incidence	Total Percent of Projected Total Revenue by LEA for SAS and LI
ALMOND ACRES CHARTER	\$301,454	\$0	0%	\$748	0%	0.25%
ATASCADERO UNIFIED	\$3,572,075	\$0	0%	\$11,157	0%	0.31%
BELLEVUE-SANTA FE CHARTER	\$160,369	\$0	0%	\$0	0%	0.00%
CAYUCOS ELEMENTARY	\$172,195	\$0	0%	\$0	0%	0.00%
COAST UNIFIED	\$525,005	\$0	0%	\$0	0%	0.00%
LUCIA MAR UNIFIED	\$7,422,504	\$0	0%	\$21,347	0%	0.29%
PASO ROBLES JOINT UNIFIED	\$5,006,792	\$0	0%	\$5,208	0%	0.10%
PLEASANT VALLEY JOINT UNION	\$104,918	\$0	0%	\$0	0%	0.00%
SAN LUIS COASTAL UNIFIED	\$5,536,662	\$0	0%	\$7,141	0%	0.13%
SAN LUIS OBISPO CO OFFICE OF EDUCATION	\$1,142,694	\$0	0%	\$0	0%	0.00%
SAN MIGUEL JOINT UNION	\$575,975	\$0	0%	\$1,788	0%	0.31%
Totals:	26,560,395	\$0	Not Applicable	\$50,764	Not Applicable	Not Applicable

SELPA: San Luis Obispo County

Fiscal Year: 2020-21

LEA	Total Federal and State Revenue	Total Revenue Allocated to SAS in Regular Classroom	Percent of Total LEA Federal and State Revenue SAS	Total Revenue Allocated to Students with LI Disabilities	Percent of Total LEA Federal and State Revenue Low Incidence	Total Percent of Projected Total Revenue by LEA for SAS and LI
SHANDON JOINT UNION	\$325,666	\$0	0%	\$0	0%	0.00%
TEMPLETON UNIFIED	\$1,714,086	\$0	0%	\$3,375	0%	0.20%
Totals:	26,560,395	\$0	Not Applicable	\$50,764	Not Applicable	Not Applicable
Totals:	26,560,395	\$0	Not Applicable	\$50,764	Not Applicable	Not Applicable
Totals:	26,560,395	\$0	Not Applicable	\$50,764	Not Applicable	Not Applicable

SELPA:

San Luis Obispo County

Fiscal Year:

2020-21

Attachment VI—Specialized Academic Instruction and Related Services by Local Educational Agency, Service Codes 210–900

LEA	<div><div>1. Enter the names of all LEAs, vendors or contractors of the State Departments of Health Care Services, State Hospitals, and any designated local public health or mental health agency participating in the local plan. Select the California Longitudinal Pupil Achievement Data System (CALPADs) School Owner Code from the drop-down menu.</div><div>2. Check the box for each service provided by the corresponding LEA. If a service is not provided by a provider, leave the box “blank.” Service codes are defined in Section E of the local plan.</div></div>
ALMOND ACRES CHARTER	<div><div>330</div><div><input checked="" type="checkbox"/></div><div>210</div><div><input type="checkbox"/></div><div>220</div><div><input type="checkbox"/></div><div>230</div><div><input type="checkbox"/></div><div>240</div><div><input type="checkbox"/></div><div>250</div><div><input type="checkbox"/></div><div>260</div><div><input type="checkbox"/></div><div>270</div><div><input type="checkbox"/></div><div>340</div><div><input type="checkbox"/></div><div>350</div><div><input type="checkbox"/></div><div>360</div><div><input type="checkbox"/></div><div>370</div><div><input type="checkbox"/></div><div>415</div><div><input checked="" type="checkbox"/></div><div>425</div><div><input checked="" type="checkbox"/></div><div>435</div><div><input type="checkbox"/></div><div>436</div><div><input type="checkbox"/></div><div>445</div><div><input type="checkbox"/></div><div>450</div><div><input type="checkbox"/></div><div>460</div><div><input type="checkbox"/></div><div>510</div><div><input type="checkbox"/></div><div>515</div><div><input type="checkbox"/></div><div>520</div><div><input type="checkbox"/></div><div>525</div><div><input type="checkbox"/></div><div>530</div><div><input checked="" type="checkbox"/></div><div>535</div><div><input type="checkbox"/></div><div>540</div><div><input type="checkbox"/></div><div>545</div><div><input type="checkbox"/></div><div>610</div><div><input type="checkbox"/></div><div>710</div><div><input type="checkbox"/></div><div>715</div><div><input type="checkbox"/></div><div>720</div><div><input type="checkbox"/></div><div>725</div><div><input type="checkbox"/></div><div>730</div><div><input type="checkbox"/></div><div>735</div><div><input type="checkbox"/></div><div>740</div><div><input type="checkbox"/></div><div>745</div><div><input type="checkbox"/></div><div>750</div><div><input type="checkbox"/></div><div>755</div><div><input type="checkbox"/></div><div>760</div><div><input type="checkbox"/></div><div>820</div><div><input type="checkbox"/></div><div>830</div><div><input type="checkbox"/></div><div>840</div><div><input type="checkbox"/></div><div>850</div><div><input type="checkbox"/></div><div>855</div><div><input type="checkbox"/></div><div>860</div><div><input type="checkbox"/></div><div>865</div><div><input type="checkbox"/></div><div>870</div><div><input type="checkbox"/></div><div>890</div><div><input type="checkbox"/></div><div>900</div><div><input type="checkbox"/></div><div>900</div><div><input type="checkbox"/></div><div>900</div><div><input type="checkbox"/></div><div>900</div><div><input type="checkbox"/></div><div>900</div><div><input type="checkbox"/></div></div>
ATASCADERO UNIFIED	<div><div>330</div><div><input checked="" type="checkbox"/></div><div>210</div><div><input type="checkbox"/></div><div>220</div><div><input type="checkbox"/></div><div>230</div><div><input type="checkbox"/></div><div>240</div><div><input type="checkbox"/></div><div>250</div><div><input type="checkbox"/></div><div>260</div><div><input type="checkbox"/></div><div>270</div><div><input type="checkbox"/></div><div>340</div><div><input checked="" type="checkbox"/></div><div>350</div><div><input type="checkbox"/></div><div>360</div><div><input type="checkbox"/></div><div>370</div><div><input type="checkbox"/></div><div>415</div><div><input checked="" type="checkbox"/></div><div>425</div><div><input checked="" type="checkbox"/></div><div>435</div><div><input checked="" type="checkbox"/></div><div>436</div><div><input checked="" type="checkbox"/></div><div>445</div><div><input checked="" type="checkbox"/></div><div>450</div><div><input checked="" type="checkbox"/></div><div>460</div><div><input type="checkbox"/></div><div>510</div><div><input checked="" type="checkbox"/></div><div>515</div><div><input checked="" type="checkbox"/></div><div>520</div><div><input checked="" type="checkbox"/></div><div>525</div><div><input checked="" type="checkbox"/></div><div>530</div><div><input checked="" type="checkbox"/></div><div>535</div><div><input checked="" type="checkbox"/></div><div>540</div><div><input type="checkbox"/></div><div>545</div><div><input type="checkbox"/></div><div>610</div><div><input checked="" type="checkbox"/></div><div>710</div><div><input checked="" type="checkbox"/></div><div>715</div><div><input checked="" type="checkbox"/></div><div>720</div><div><input checked="" type="checkbox"/></div><div>725</div><div><input checked="" type="checkbox"/></div><div>730</div><div><input checked="" type="checkbox"/></div><div>735</div><div><input checked="" type="checkbox"/></div><div>740</div><div><input checked="" type="checkbox"/></div><div>745</div><div><input type="checkbox"/></div><div>750</div><div><input type="checkbox"/></div><div>755</div><div><input checked="" type="checkbox"/></div><div>760</div><div><input type="checkbox"/></div><div>820</div><div><input checked="" type="checkbox"/></div><div>830</div><div><input checked="" type="checkbox"/></div><div>840</div><div><input checked="" type="checkbox"/></div><div>850</div><div><input checked="" type="checkbox"/></div><div>855</div><div><input checked="" type="checkbox"/></div><div>860</div><div><input checked="" type="checkbox"/></div><div>865</div><div><input checked="" type="checkbox"/></div><div>870</div><div><input checked="" type="checkbox"/></div><div>890</div><div><input checked="" type="checkbox"/></div><div>900</div><div><input checked="" type="checkbox"/></div><div>900</div><div><input type="checkbox"/></div><div>900</div><div><input type="checkbox"/></div><div>900</div><div><input type="checkbox"/></div><div>900</div><div><input type="checkbox"/></div></div>
BELLEVUE-SANTA FE CHARTER	<div><div>330</div><div><input checked="" type="checkbox"/></div><div>210</div><div><input type="checkbox"/></div><div>220</div><div><input type="checkbox"/></div><div>230</div><div><input type="checkbox"/></div><div>240</div><div><input type="checkbox"/></div><div>250</div><div><input type="checkbox"/></div><div>260</div><div><input type="checkbox"/></div><div>270</div><div><input type="checkbox"/></div><div>340</div><div><input checked="" type="checkbox"/></div><div>350</div><div><input type="checkbox"/></div><div>360</div><div><input type="checkbox"/></div><div>370</div><div><input type="checkbox"/></div><div>415</div><div><input checked="" type="checkbox"/></div><div>425</div><div><input type="checkbox"/></div><div>435</div><div><input type="checkbox"/></div><div>436</div><div><input type="checkbox"/></div><div>445</div><div><input type="checkbox"/></div><div>450</div><div><input checked="" type="checkbox"/></div><div>460</div><div><input type="checkbox"/></div><div>510</div><div><input checked="" type="checkbox"/></div><div>515</div><div><input type="checkbox"/></div><div>520</div><div><input checked="" type="checkbox"/></div><div>525</div><div><input checked="" type="checkbox"/></div><div>530</div><div><input type="checkbox"/></div><div>535</div><div><input type="checkbox"/></div><div>540</div><div><input type="checkbox"/></div><div>545</div><div><input type="checkbox"/></div><div>610</div><div><input type="checkbox"/></div><div>710</div><div><input type="checkbox"/></div><div>715</div><div><input type="checkbox"/></div><div>720</div><div><input type="checkbox"/></div><div>725</div><div><input type="checkbox"/></div><div>730</div><div><input type="checkbox"/></div><div>735</div><div><input type="checkbox"/></div><div>740</div><div><input type="checkbox"/></div><div>745</div><div><input type="checkbox"/></div><div>750</div><div><input type="checkbox"/></div><div>755</div><div><input type="checkbox"/></div><div>760</div><div><input type="checkbox"/></div><div>820</div><div><input type="checkbox"/></div><div>830</div><div><input type="checkbox"/></div><div>840</div><div><input type="checkbox"/></div><div>850</div><div><input type="checkbox"/></div><div>855</div><div><input type="checkbox"/></div><div>860</div><div><input type="checkbox"/></div><div>865</div><div><input type="checkbox"/></div><div>870</div><div><input type="checkbox"/></div><div>890</div><div><input type="checkbox"/></div><div>900</div><div><input type="checkbox"/></div><div>900</div><div><input type="checkbox"/></div><div>900</div><div><input type="checkbox"/></div><div>900</div><div><input type="checkbox"/></div></div>

SELPA:

San Luis Obispo County

Fiscal Year:

2020-21

LEA	<div>1. Enter the names of all LEAs, vendors or contractors of the State Departments of Health Care Services, State Hospitals, and any designated local public health or mental health agency participating in the local plan. Select the California Longitudinal Pupil Achievement Data System (CALPADs) School Owner Code from the drop-down menu.</div> <div>2. Check the box for each service provided by the corresponding LEA. If a service is not provided by a provider, leave the box “blank.” Service codes are defined in Section E of the local plan.</div>
CAYUCOS ELEMENTARY	<div>330<input checked="" type="checkbox"/> 210<input type="checkbox"/> 220<input type="checkbox"/> 230<input type="checkbox"/> 240<input type="checkbox"/> 250<input type="checkbox"/> 260<input type="checkbox"/> 270<input type="checkbox"/> 340<input type="checkbox"/> 350<input type="checkbox"/> 360<input type="checkbox"/> 370<input type="checkbox"/> 415<input checked="" type="checkbox"/></div> <div>425<input type="checkbox"/> 435<input type="checkbox"/> 436<input type="checkbox"/> 445<input type="checkbox"/> 450<input checked="" type="checkbox"/> 460<input type="checkbox"/> 510<input checked="" type="checkbox"/> 515<input type="checkbox"/> 520<input checked="" type="checkbox"/> 525<input checked="" type="checkbox"/> 530<input type="checkbox"/> 535<input type="checkbox"/> 540<input type="checkbox"/></div> <div>545<input type="checkbox"/> 610<input type="checkbox"/> 710<input type="checkbox"/> 715<input type="checkbox"/> 720<input type="checkbox"/> 725<input type="checkbox"/> 730<input type="checkbox"/> 735<input type="checkbox"/> 740<input type="checkbox"/> 745<input type="checkbox"/> 750<input type="checkbox"/> 755<input type="checkbox"/> 760<input type="checkbox"/></div> <div>820<input type="checkbox"/> 830<input type="checkbox"/> 840<input type="checkbox"/> 850<input type="checkbox"/> 855<input type="checkbox"/> 860<input type="checkbox"/> 865<input type="checkbox"/> 870<input type="checkbox"/> 890<input type="checkbox"/> 900<input type="checkbox"/> 900<input type="checkbox"/> 900<input type="checkbox"/> 900<input type="checkbox"/></div>
COAST UNIFIED	<div>330<input checked="" type="checkbox"/> 210<input type="checkbox"/> 220<input type="checkbox"/> 230<input type="checkbox"/> 240<input type="checkbox"/> 250<input type="checkbox"/> 260<input type="checkbox"/> 270<input type="checkbox"/> 340<input type="checkbox"/> 350<input type="checkbox"/> 360<input type="checkbox"/> 370<input type="checkbox"/> 415<input checked="" type="checkbox"/></div> <div>425<input checked="" type="checkbox"/> 435<input type="checkbox"/> 436<input type="checkbox"/> 445<input type="checkbox"/> 450<input checked="" type="checkbox"/> 460<input type="checkbox"/> 510<input checked="" type="checkbox"/> 515<input type="checkbox"/> 520<input type="checkbox"/> 525<input type="checkbox"/> 530<input type="checkbox"/> 535<input checked="" type="checkbox"/> 540<input type="checkbox"/></div> <div>545<input type="checkbox"/> 610<input type="checkbox"/> 710<input type="checkbox"/> 715<input type="checkbox"/> 720<input type="checkbox"/> 725<input type="checkbox"/> 730<input type="checkbox"/> 735<input type="checkbox"/> 740<input type="checkbox"/> 745<input type="checkbox"/> 750<input type="checkbox"/> 755<input type="checkbox"/> 760<input type="checkbox"/></div> <div>820<input checked="" type="checkbox"/> 830<input checked="" type="checkbox"/> 840<input checked="" type="checkbox"/> 850<input type="checkbox"/> 855<input type="checkbox"/> 860<input type="checkbox"/> 865<input type="checkbox"/> 870<input type="checkbox"/> 890<input type="checkbox"/> 900<input type="checkbox"/> 900<input type="checkbox"/> 900<input type="checkbox"/> 900<input type="checkbox"/></div>
LUCIA MAR UNIFIED	<div>330<input checked="" type="checkbox"/> 210<input type="checkbox"/> 220<input type="checkbox"/> 230<input type="checkbox"/> 240<input type="checkbox"/> 250<input type="checkbox"/> 260<input type="checkbox"/> 270<input type="checkbox"/> 340<input checked="" type="checkbox"/> 350<input checked="" type="checkbox"/> 360<input checked="" type="checkbox"/> 370<input checked="" type="checkbox"/> 415<input checked="" type="checkbox"/></div> <div>425<input checked="" type="checkbox"/> 435<input checked="" type="checkbox"/> 436<input checked="" type="checkbox"/> 445<input checked="" type="checkbox"/> 450<input checked="" type="checkbox"/> 460<input checked="" type="checkbox"/> 510<input checked="" type="checkbox"/> 515<input checked="" type="checkbox"/> 520<input checked="" type="checkbox"/> 525<input checked="" type="checkbox"/> 530<input checked="" type="checkbox"/> 535<input checked="" type="checkbox"/> 540<input type="checkbox"/></div> <div>545<input type="checkbox"/> 610<input checked="" type="checkbox"/> 710<input checked="" type="checkbox"/> 715<input checked="" type="checkbox"/> 720<input checked="" type="checkbox"/> 725<input checked="" type="checkbox"/> 730<input checked="" type="checkbox"/> 735<input type="checkbox"/> 740<input type="checkbox"/> 745<input type="checkbox"/> 750<input type="checkbox"/> 755<input type="checkbox"/> 760<input type="checkbox"/></div> <div>820<input checked="" type="checkbox"/> 830<input checked="" type="checkbox"/> 840<input checked="" type="checkbox"/> 850<input checked="" type="checkbox"/> 855<input checked="" type="checkbox"/> 860<input checked="" type="checkbox"/> 865<input type="checkbox"/> 870<input type="checkbox"/> 890<input checked="" type="checkbox"/> 900<input checked="" type="checkbox"/> 900<input type="checkbox"/> 900<input type="checkbox"/> 900<input type="checkbox"/></div>

SELPA:

San Luis Obispo County

Fiscal Year:

2020-21

LEA	<div>1. Enter the names of all LEAs, vendors or contractors of the State Departments of Health Care Services, State Hospitals, and any designated local public health or mental health agency participating in the local plan. Select the California Longitudinal Pupil Achievement Data System (CALPADs) School Owner Code from the drop-down menu.</div> <div>2. Check the box for each service provided by the corresponding LEA. If a service is not provided by a provider, leave the box “blank.” Service codes are defined in Section E of the local plan.</div>
PASO ROBLES JOINT UNIFIED	<div>330<input checked="" type="checkbox"/>210<input type="checkbox"/>220<input type="checkbox"/>230<input type="checkbox"/>240<input type="checkbox"/>250<input type="checkbox"/>260<input type="checkbox"/>270<input type="checkbox"/>340<input checked="" type="checkbox"/>350<input checked="" type="checkbox"/>360<input type="checkbox"/>370<input type="checkbox"/>415<input checked="" type="checkbox"/></div> <div>425<input checked="" type="checkbox"/>435<input type="checkbox"/>436<input type="checkbox"/>445<input checked="" type="checkbox"/>450<input checked="" type="checkbox"/>460<input type="checkbox"/>510<input checked="" type="checkbox"/>515<input checked="" type="checkbox"/>520<input checked="" type="checkbox"/>525<input checked="" type="checkbox"/>530<input checked="" type="checkbox"/>535<input checked="" type="checkbox"/>540<input type="checkbox"/></div> <div>545<input type="checkbox"/>610<input type="checkbox"/>710<input type="checkbox"/>715<input type="checkbox"/>720<input type="checkbox"/>725<input checked="" type="checkbox"/>730<input checked="" type="checkbox"/>735<input type="checkbox"/>740<input checked="" type="checkbox"/>745<input type="checkbox"/>750<input type="checkbox"/>755<input type="checkbox"/>760<input type="checkbox"/></div> <div>820<input checked="" type="checkbox"/>830<input checked="" type="checkbox"/>840<input checked="" type="checkbox"/>850<input checked="" type="checkbox"/>855<input type="checkbox"/>860<input checked="" type="checkbox"/>865<input type="checkbox"/>870<input type="checkbox"/>890<input checked="" type="checkbox"/>900<input type="checkbox"/>900<input type="checkbox"/>900<input type="checkbox"/>900<input type="checkbox"/></div>
PLEASANT VALLEY JOINT UNION	<div>330<input checked="" type="checkbox"/>210<input type="checkbox"/>220<input type="checkbox"/>230<input type="checkbox"/>240<input type="checkbox"/>250<input type="checkbox"/>260<input type="checkbox"/>270<input type="checkbox"/>340<input type="checkbox"/>350<input type="checkbox"/>360<input type="checkbox"/>370<input type="checkbox"/>415<input checked="" type="checkbox"/></div> <div>425<input type="checkbox"/>435<input type="checkbox"/>436<input type="checkbox"/>445<input type="checkbox"/>450<input checked="" type="checkbox"/>460<input type="checkbox"/>510<input type="checkbox"/>515<input type="checkbox"/>520<input type="checkbox"/>525<input type="checkbox"/>530<input type="checkbox"/>535<input type="checkbox"/>540<input type="checkbox"/></div> <div>545<input type="checkbox"/>610<input type="checkbox"/>710<input type="checkbox"/>715<input type="checkbox"/>720<input type="checkbox"/>725<input type="checkbox"/>730<input type="checkbox"/>735<input type="checkbox"/>740<input type="checkbox"/>745<input type="checkbox"/>750<input type="checkbox"/>755<input type="checkbox"/>760<input type="checkbox"/></div> <div>820<input type="checkbox"/>830<input type="checkbox"/>840<input type="checkbox"/>850<input type="checkbox"/>855<input type="checkbox"/>860<input type="checkbox"/>865<input type="checkbox"/>870<input type="checkbox"/>890<input type="checkbox"/>900<input type="checkbox"/>900<input type="checkbox"/>900<input type="checkbox"/>900<input type="checkbox"/></div>
SAN LUIS COASTAL UNIFIED	<div>330<input checked="" type="checkbox"/>210<input type="checkbox"/>220<input type="checkbox"/>230<input type="checkbox"/>240<input type="checkbox"/>250<input type="checkbox"/>260<input type="checkbox"/>270<input type="checkbox"/>340<input checked="" type="checkbox"/>350<input checked="" type="checkbox"/>360<input type="checkbox"/>370<input type="checkbox"/>415<input checked="" type="checkbox"/></div> <div>425<input checked="" type="checkbox"/>435<input type="checkbox"/>436<input type="checkbox"/>445<input type="checkbox"/>450<input checked="" type="checkbox"/>460<input type="checkbox"/>510<input checked="" type="checkbox"/>515<input checked="" type="checkbox"/>520<input checked="" type="checkbox"/>525<input checked="" type="checkbox"/>530<input type="checkbox"/>535<input checked="" type="checkbox"/>540<input type="checkbox"/></div> <div>545<input type="checkbox"/>610<input type="checkbox"/>710<input checked="" type="checkbox"/>715<input checked="" type="checkbox"/>720<input type="checkbox"/>725<input checked="" type="checkbox"/>730<input checked="" type="checkbox"/>735<input checked="" type="checkbox"/>740<input checked="" type="checkbox"/>745<input type="checkbox"/>750<input type="checkbox"/>755<input type="checkbox"/>760<input type="checkbox"/></div> <div>820<input checked="" type="checkbox"/>830<input checked="" type="checkbox"/>840<input checked="" type="checkbox"/>850<input type="checkbox"/>855<input type="checkbox"/>860<input type="checkbox"/>865<input checked="" type="checkbox"/>870<input type="checkbox"/>890<input type="checkbox"/>900<input type="checkbox"/>900<input type="checkbox"/>900<input type="checkbox"/>900<input type="checkbox"/></div>

SELPA: San Luis Obispo County

Fiscal Year: 2020-21

LEA	<div>1. Enter the names of all LEAs, vendors or contractors of the State Departments of Health Care Services, State Hospitals, and any designated local public health or mental health agency participating in the local plan. Select the California Longitudinal Pupil Achievement Data System (CALPADs) School Owner Code from the drop-down menu.</div> <div>2. Check the box for each service provided by the corresponding LEA. If a service is not provided by a provider, leave the box “blank.” Service codes are defined in Section E of the local plan.</div>
SAN LUIS OBISPO CO OFFICE OF EDUCATION	<div>330<input checked="" type="checkbox"/>210<input type="checkbox"/>220<input type="checkbox"/>230<input type="checkbox"/>240<input checked="" type="checkbox"/>250<input checked="" type="checkbox"/>260<input type="checkbox"/>270<input type="checkbox"/>340<input type="checkbox"/>350<input checked="" type="checkbox"/>360<input type="checkbox"/>370<input type="checkbox"/>415<input checked="" type="checkbox"/></div> <div>425<input type="checkbox"/>435<input type="checkbox"/>436<input type="checkbox"/>445<input checked="" type="checkbox"/>450<input checked="" type="checkbox"/>460<input type="checkbox"/>510<input checked="" type="checkbox"/>515<input checked="" type="checkbox"/>520<input checked="" type="checkbox"/>525<input checked="" type="checkbox"/>530<input type="checkbox"/>535<input type="checkbox"/>540<input type="checkbox"/></div> <div>545<input type="checkbox"/>610<input checked="" type="checkbox"/>710<input checked="" type="checkbox"/>715<input type="checkbox"/>720<input type="checkbox"/>725<input checked="" type="checkbox"/>730<input checked="" type="checkbox"/>735<input type="checkbox"/>740<input type="checkbox"/>745<input type="checkbox"/>750<input type="checkbox"/>755<input type="checkbox"/>760<input type="checkbox"/></div> <div>820<input checked="" type="checkbox"/>830<input checked="" type="checkbox"/>840<input checked="" type="checkbox"/>850<input type="checkbox"/>855<input type="checkbox"/>860<input checked="" type="checkbox"/>865<input type="checkbox"/>870<input type="checkbox"/>890<input type="checkbox"/>900<input type="checkbox"/>900<input type="checkbox"/>900<input type="checkbox"/>900<input type="checkbox"/></div>
SAN MIGUEL JOINT UNION	<div>330<input checked="" type="checkbox"/>210<input type="checkbox"/>220<input type="checkbox"/>230<input type="checkbox"/>240<input type="checkbox"/>250<input type="checkbox"/>260<input type="checkbox"/>270<input type="checkbox"/>340<input type="checkbox"/>350<input type="checkbox"/>360<input type="checkbox"/>370<input type="checkbox"/>415<input checked="" type="checkbox"/></div> <div>425<input checked="" type="checkbox"/>435<input type="checkbox"/>436<input type="checkbox"/>445<input type="checkbox"/>450<input checked="" type="checkbox"/>460<input type="checkbox"/>510<input checked="" type="checkbox"/>515<input checked="" type="checkbox"/>520<input type="checkbox"/>525<input type="checkbox"/>530<input type="checkbox"/>535<input type="checkbox"/>540<input type="checkbox"/></div> <div>545<input type="checkbox"/>610<input type="checkbox"/>710<input type="checkbox"/>715<input type="checkbox"/>720<input checked="" type="checkbox"/>725<input type="checkbox"/>730<input type="checkbox"/>735<input type="checkbox"/>740<input type="checkbox"/>745<input type="checkbox"/>750<input type="checkbox"/>755<input type="checkbox"/>760<input type="checkbox"/></div> <div>820<input type="checkbox"/>830<input type="checkbox"/>840<input type="checkbox"/>850<input type="checkbox"/>855<input type="checkbox"/>860<input type="checkbox"/>865<input type="checkbox"/>870<input type="checkbox"/>890<input type="checkbox"/>900<input type="checkbox"/>900<input type="checkbox"/>900<input type="checkbox"/>900<input type="checkbox"/></div>
SHANDON JOINT UNION	<div>330<input checked="" type="checkbox"/>210<input type="checkbox"/>220<input type="checkbox"/>230<input type="checkbox"/>240<input type="checkbox"/>250<input type="checkbox"/>260<input type="checkbox"/>270<input type="checkbox"/>340<input type="checkbox"/>350<input type="checkbox"/>360<input type="checkbox"/>370<input type="checkbox"/>415<input checked="" type="checkbox"/></div> <div>425<input type="checkbox"/>435<input type="checkbox"/>436<input type="checkbox"/>445<input type="checkbox"/>450<input checked="" type="checkbox"/>460<input type="checkbox"/>510<input checked="" type="checkbox"/>515<input checked="" type="checkbox"/>520<input type="checkbox"/>525<input checked="" type="checkbox"/>530<input type="checkbox"/>535<input type="checkbox"/>540<input type="checkbox"/></div> <div>545<input type="checkbox"/>610<input type="checkbox"/>710<input type="checkbox"/>715<input type="checkbox"/>720<input type="checkbox"/>725<input type="checkbox"/>730<input type="checkbox"/>735<input type="checkbox"/>740<input type="checkbox"/>745<input type="checkbox"/>750<input type="checkbox"/>755<input type="checkbox"/>760<input type="checkbox"/></div> <div>820<input checked="" type="checkbox"/>830<input checked="" type="checkbox"/>840<input checked="" type="checkbox"/>850<input type="checkbox"/>855<input type="checkbox"/>860<input checked="" type="checkbox"/>865<input type="checkbox"/>870<input type="checkbox"/>890<input type="checkbox"/>900<input type="checkbox"/>900<input type="checkbox"/>900<input type="checkbox"/>900<input type="checkbox"/></div>

SELPA:

San Luis Obispo County

Fiscal Year:

2020-21

LEA	<div>1. Enter the names of all LEAs, vendors or contractors of the State Departments of Health Care Services, State Hospitals, and any designated local public health or mental health agency participating in the local plan. Select the California Longitudinal Pupil Achievement Data System (CALPADs) School Owner Code from the drop-down menu.</div> <div>2. Check the box for each service provided by the corresponding LEA. If a service is not provided by a provider, leave the box “blank.” Service codes are defined in Section E of the local plan.</div>
TEMPLETON UNIFIED	<div><div>330</div><div><input checked="" type="checkbox"/></div><div>210</div><div><input type="checkbox"/></div><div>220</div><div><input type="checkbox"/></div><div>230</div><div><input type="checkbox"/></div><div>240</div><div><input type="checkbox"/></div><div>250</div><div><input type="checkbox"/></div><div>260</div><div><input type="checkbox"/></div><div>270</div><div><input type="checkbox"/></div><div>340</div><div><input checked="" type="checkbox"/></div><div>350</div><div><input checked="" type="checkbox"/></div><div>360</div><div><input type="checkbox"/></div><div>370</div><div><input type="checkbox"/></div><div>415</div><div><input checked="" type="checkbox"/></div></div> <div><div>425</div><div><input checked="" type="checkbox"/></div><div>435</div><div><input type="checkbox"/></div><div>436</div><div><input checked="" type="checkbox"/></div><div>445</div><div><input checked="" type="checkbox"/></div><div>450</div><div><input checked="" type="checkbox"/></div><div>460</div><div><input type="checkbox"/></div><div>510</div><div><input checked="" type="checkbox"/></div><div>515</div><div><input checked="" type="checkbox"/></div><div>520</div><div><input checked="" type="checkbox"/></div><div>525</div><div><input checked="" type="checkbox"/></div><div>530</div><div><input checked="" type="checkbox"/></div><div>535</div><div><input checked="" type="checkbox"/></div><div>540</div><div><input type="checkbox"/></div></div> <div><div>545</div><div><input type="checkbox"/></div><div>610</div><div><input type="checkbox"/></div><div>710</div><div><input checked="" type="checkbox"/></div><div>715</div><div><input type="checkbox"/></div><div>720</div><div><input type="checkbox"/></div><div>725</div><div><input type="checkbox"/></div><div>730</div><div><input type="checkbox"/></div><div>735</div><div><input type="checkbox"/></div><div>740</div><div><input type="checkbox"/></div><div>745</div><div><input type="checkbox"/></div><div>750</div><div><input type="checkbox"/></div><div>755</div><div><input type="checkbox"/></div><div>760</div><div><input type="checkbox"/></div></div> <div><div>820</div><div><input checked="" type="checkbox"/></div><div>830</div><div><input type="checkbox"/></div><div>840</div><div><input checked="" type="checkbox"/></div><div>850</div><div><input type="checkbox"/></div><div>855</div><div><input type="checkbox"/></div><div>860</div><div><input checked="" type="checkbox"/></div><div>865</div><div><input type="checkbox"/></div><div>870</div><div><input type="checkbox"/></div><div>890</div><div><input checked="" type="checkbox"/></div><div>900</div><div><input checked="" type="checkbox"/></div><div>900</div><div><input type="checkbox"/></div><div>900</div><div><input type="checkbox"/></div><div>900</div><div><input type="checkbox"/></div></div>